

# Futures - Visual Arts (Collage and Mixed Media)

## Aims

To look at who we want to be and what we want to do in the future

To think about our dreams and plans for our community

## Activity description

Pupils will use collage and mixed media techniques to visually depict their future dreams.

## Main activity:

Fix a large piece of paper to a wall or door. Get another person to shine a torch to cast a shadow of your head as you stand sideways, onto the paper.




Draw around the shadow with a pencil to give you the shape of your side profile (or use the head template provided at the end of the document).



Find images in magazines or online to show all your dreams for the future and cut them out to fill in your head shape of all your future dreams and ideas. Alternatively, you can do your own drawings if you prefer. Think about making your artwork bright and colourful. You might like to use words and pictures.

# Futures - Visual Arts (Collage and Mixed Media)

Here are some examples to give you some ideas;



# Futures - Visual Arts (Collage and Mixed Media)

## Time required

Up to an hour

## Materials required

Large sheet of paper or card, magazines or images printed from the internet, paints, pens, pencils or marker pens, scissors.

Head shape template.



